

Wednesday 3rd February

Learning Objectives:

Home sweet home - Plan a story from character's perspective.	Equivalent fractions 2	Topic: Southern States
--	------------------------	------------------------

English

Today you are going to use the film to **plan** a story which you will write tomorrow. You are going to write as though you are one of the houses - Young House or Old House.

Watch the whole film again. As you watch, note down the key events to form a timeline.

<https://vimeo.com/113868429>

Now decide if you are going to be the Young House or the Old House. You are going to write from their perspective.

Q - What is perspective?

A - A particular point of view

Complete the planning sheet as though you are one of the houses.

Remember this is just a plan and should just be notes.

Use your timeline of events to help you plan your story overview.

Use the sentence starter sheet to help you plan some amazing openers.

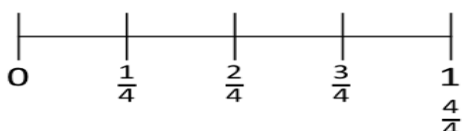

Maths

Start the lesson by practising your times tables for 10-15 minutes. Use the practise sheets and test yourself!

Today we are going to continue learning about Equivalent Fractions.

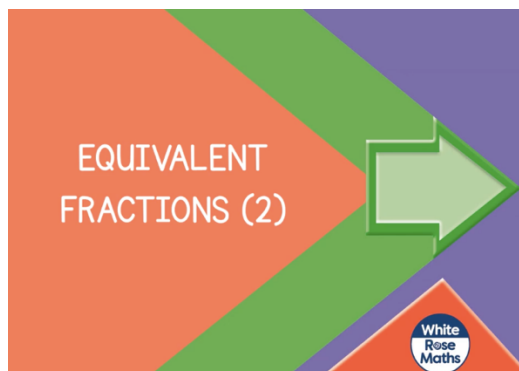
We are going to learn about equivalent fractions using bar models and numberlines.

Look at the bar model and number line below. I have used the number line to represent $\frac{1}{4}$'s



Watch the video below - this explains how to use number lines.

<https://vimeo.com/504316253>



Today's work is a consolidation of yesterday's and today's work before we move on. Choose two of the sheets to complete - Green, Orange, Red and Blue.

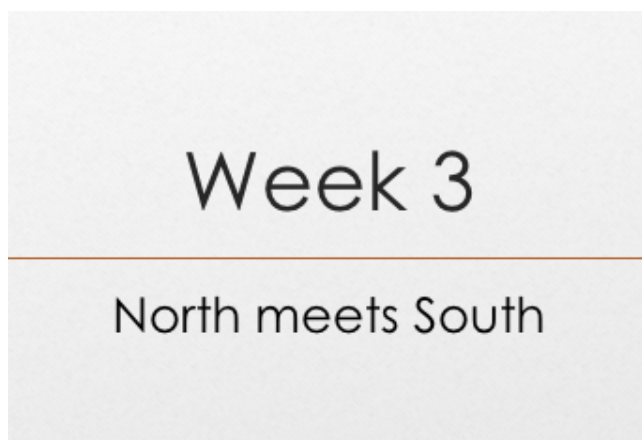
Challenge: Complete the extension sheet

Topic

This week we are travelling to an area of the USA known as 'The South'.

I have put a (very) short video of where we have travelled from, and where we are going to on the videoblog.

Read through the lesson PowerPoint and complete the tasks as you go.



You will find the map and information sheets on the website.

