

Year 1 Phonics Phase 5: week 4

Revisit and review

Review all sounds learnt so far using the sound flashcards given out from school/on the website

Teach

Introduce new sound through the ideas in the planning below: say the phoneme, perform the action.

Click on the 'Phonics with Felix' video links in the planning.

Look for the **lesson** for the appropriate sound in "My Stuff" on **Bug Club** and work through the lesson.

Think of words that start with that sound or have that sound in them. Scribe words your child suggests with the sound at the start, middle or end (note that some sounds, such as 'ay' are never used at the beginning of words, just as others, such as 'ai' are never used at the end).

Practice

Reading words using the sound of the day (write the suggested words for your child to read)

Spelling words using the sound (using paper/chalks/shaving foam/bubble bath etc ask your child to write the words you say)

Consolidate







Complete the **worksheet** for that sound as independently as possible; play a phonics **game**.

The following websites are also useful:

<https://www.phonicsplay.co.uk/>

<https://www.topmarks.co.uk/english-games/5-7-years/letters-and-sounds>

Enhanced Provision		Reading	Spelling	Tricky words
1	<p>oe</p> <p>Action: waft hand in from of nose Rhyme: oe, oe, stinky toe</p> <ul style="list-style-type: none"> Teach oe and compare to oa. Explain that oe usually goes at the end of a word. Watch Phase 5 Phonics for Kids #12 'oe' - YouTube Bug Club and Roll and Read game 	<p>Play Buried Treasure (Phonics Play):</p> <p>toe, spoe, Joe, troe.</p>	<p>toe, hoe, Joe, doe.</p> <p>Joe hurt his toe.</p>	<p>Teach reading tricky words looked.</p>
2	<p>au</p> <p>Action: wobble flat upward facing hand (as if holding a shaky cup and saucer) Rhyme: au, au, haunted saucer</p> <ul style="list-style-type: none"> Teach au and compare to or. Explain that au doesn't usually go at the end of a word Watch Phase 5 Phonics for Kids #13 'au' - YouTube Bug Club and worksheet 	<p>When reading words with more than one syllable, remember to 'karate-chop' the words.</p> <p>Paul, haul, launch, August, author, automatic, autumn.</p>	<p>August, automatic, author, Paul, haunt, haunted. (Karate-chop syllables)</p>	<p>Teach reading tricky word called</p>
3	<p>ew as in oo</p> <p>Action: mime screwing a screw with a screwdriver Rhyme: (pronounced oo) ew, ew, screw the screw</p> <ul style="list-style-type: none"> Teach ew and compare to oo. Explain that ew usually goes at the end of a word. Watch Phase 5 Phonics for Kids #11 'ew' - YouTube Play Dragons Den (phonicsplay.co.uk) 	<p>Play Buried treasure (Phonics Play):</p> <p>blew, plew, grew, screw, cew.</p>	<p>brew, flew, Andrew, threw, grew, chew.</p> <p>Tom chews some meat.</p>	<p>Teach reading tricky words out, made, came</p>
4	<p>ew as in 'yoo'</p> <p>Action: mime putting things into a stewpot held under your arm Rhyme: (pronounced yoo) ew, ew, yucky stew</p> <ul style="list-style-type: none"> Teach ew with the yoo sound and compare to yesterday's sound. Teach the children how to read words and try both pronunciations to work it out. Bug Club and worksheet Real and alien words practise (oo and yoo) see worksheet 	<p>Read stew, grew, flew, phew.</p> <p>Read and sort into two lists: one with the oo sound and the other with the yoo sound: Andrew, screw, few, threw, mew.</p>	<p>dew, few, stew, mew.</p>	<p>Teach spelling tricky words time, your.</p>
5	<p>Practise sounds</p> <p>Play Spooky Sounds (ictgames.com) [choose aw/au/aw/wh]</p> <p>Read PhonicsPlay comic: Which New Pet - Phase 5a decodable comic (phonicsplaycomics.co.uk)</p>	<p>Play 'real or alien?': dold, frolld, stold, vold, told, gold.</p>	<p>bold, cold, told, hold, fold, sold.</p>	<p>looked, called, out, made, came, time, your</p>

	hoe	toe	cargoes	dominoes	foe
	woe	goes	hoe	toe	cargoes
	toe	cargoes	dominoes	foe	hoe
	dominoes	hoe	toe	cargoes	toe
	cargoes	toe	foe	hoe	dominoes
	foe	woe	cargoes	dominoes	goes

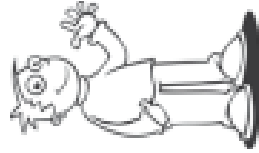
Name:

Date: Thursday

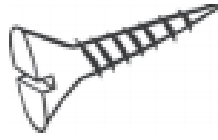
Unit 18
'ew'

a b c d e f g h i j k l m n o p q r s t u v w x y z

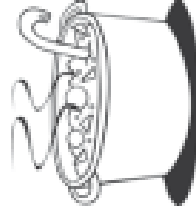
- 1 Put a ring round the word that fits.



brew
threw
Andrew



few
screw
yew



stew
shrew
brew

- 2 Write in the best word.

a _____ the food up well.

(Brew Flew Chew)

b The plant _____ too big for the pot.

(blew grew drew)

c The cat chased the tiny _____.

(shrew screw stew)

- 3 Read the clues to fill in the crossword.

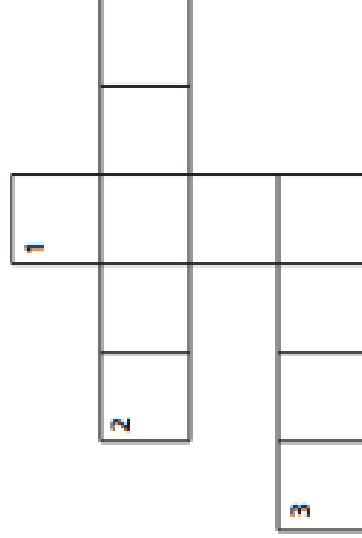
Across

2 For fixing wood.

3 Cook food slowly.

Down

1 Made a picture.



drew chew screw stew



Bug Club
Phonics

© Pearson Education 2019

