

## Year 1 Phonics Phase 5: week 2

### Revisit and review

**Review** all sounds learnt so far using the sound flashcards given out from school/on the website

### Teach

**Introduce new sound** through the ideas in the planning below: say the phoneme, perform the action

Look for the **lesson** for the appropriate sound in "My Stuff" on Bug Club and work through the lesson.

Think of words that start with that sound or have that sound in them. Scribe words your child suggests with the sound at the start, middle or end (note that some sounds, such as 'ay' are never used at the beginning of words, just as others, such as 'ai' are never used at the end).

### Practice

Reading words using the sound of the day (write the suggested words for your child to read)

Spelling words using the sound (using paper/chalks/shaving foam/bubble bath etc ask your child to write the words you say)

### Consolidate

Complete the **worksheet** for that sound as independently as possible; play a phonics **game**.

The following websites are also useful:

<https://www.phonicsplay.co.uk/>

<https://www.topmarks.co.uk/english-games/5-7-years/letters-and-sounds>

Enhanced Provision		Reading	Spelling	Tricky words
1	<p><b>oy</b></p> <p>Action: pointing to a boy Rhyme: oy, oy, look at that boy</p> <ul style="list-style-type: none"> <li>Teach <b>oy</b> and compare with Phase 3 <b>oi</b>. Teach the rule <b>oy</b> digraph comes in the middle or end of a word or syllable.</li> </ul>	<p>Read: annoy, annoying, oyster, destroy, boy, toy.</p> <p>Play <a href="http://phonicsplay.co.uk">Sentence Substitution (phonicsplay.co.uk)</a> Select: "Loud sounds can be annoying" and "The boys shout as they play outside".</p>	<p>Spell: boy, toy, joy, enjoy, royal, Roy.</p> <p>Writing sentence: The boy enjoyed the loud sound.</p>	<p>Teach reading tricky words <b>oh, their, by</b></p>
2	<p><b>ir</b></p> <p>Action: flapping hands quickly on either side of you Rhyme: ir, ir, racing bird</p> <ul style="list-style-type: none"> <li>Watch 'racing birds' on YouTube: <a href="https://www.youtube.com/watch?v=ANGRY_BIRDS_RACING">ANGRY BIRDS RACING - YouTube</a></li> <li>Teach <b>ir</b> and compare to <b>er</b>.</li> </ul>	<p>Play Dragon's Den (Phonics Play):  <b>sir, fird, girl, bird, skirk.</b></p>	<p><b>fir, skirt, shirt, girl, bird, birthday.</b></p> <p>The girl got a bird for her birthday.</p>	
3	<p><b>ue</b> as in oo</p> <p>Action: mime fingers sticking together Rhyme: (pronounced oo) ue, ue, sticky glue</p> <ul style="list-style-type: none"> <li>Write lots of 'ue' sounds and words to glue to some paper.</li> <li>Teach <b>ue</b> and compare to <b>oo</b>. Explain that <b>ue</b> usually comes at the end of a word.</li> <li>NB NO BUG CLUB LESSON FOR TODAY: practise phase 2 and 3: <a href="http://phonicsplay.co.uk">Flashcards Speed Trials (phonicsplay.co.uk)</a></li> </ul>	<p>clue, blue, issue, true, glue, Sue.</p>	<p>clue, blue, issue, Sue, tissue, clue.</p> <p>Here is a clue - the glue is blue.</p>	<p>Teach spelling tricky words <b>have, like.</b></p>
4	<p><b>ue</b> as in 'yoo'</p> <p>Action: pointing emphatically Rhyme: (pronounced yoo) ue, ue, get in the queue</p> <ul style="list-style-type: none"> <li>Line up teddies to make a queue.</li> <li>Teach <b>ue</b> and compare to the word <b>you</b></li> <li>NB BUG CLUB LESSON AND WORKSHEET COVER SOUNDS FROM YESTERDAY AND TODAY</li> </ul>	<p>cue, due, value, statue, rescue, hue</p> <p>Play Picnic on Pluto: <a href="http://phonicsplay.co.uk">Picnic on Pluto (phonicsplay.co.uk)</a></p>	<p>venue, due, rescue, value, cue, argue.</p> <p>Sue argues with you.</p>	
5	<p>Review this week's sounds</p> <ul style="list-style-type: none"> <li>Read books on Bugclub</li> <li>Play reading and spelling games to practise all this week's sounds (see websites above). Practise reading and spelling tricky words <a href="http://phonicsplay.co.uk">Train Your Brain (phonicsplay.co.uk)</a></li> </ul>	<p>Tricky words: <b>oh, their, by, have, like.</b></p>	<p>Tricky words: <b>oh, their, by, have, like.</b></p>	



Name: \_\_\_\_\_

Date: \_\_\_\_\_

Unit 20

'ir'

a b c d e f g h i j k l m n o p q r s t u v w x y z

1 Put a ring round the word that fits.



dirt

fir

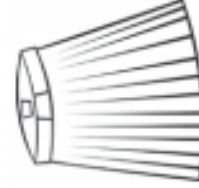
bird



twirl

girl

chirp



skirt

shirt

bird

2 Write the best 'ir' words for the missing words.

first shirt birthday thirty

It was Dad's \_\_\_\_\_. He was \_\_\_\_\_ years old. Kirk gave him a \_\_\_\_\_ and a tie.

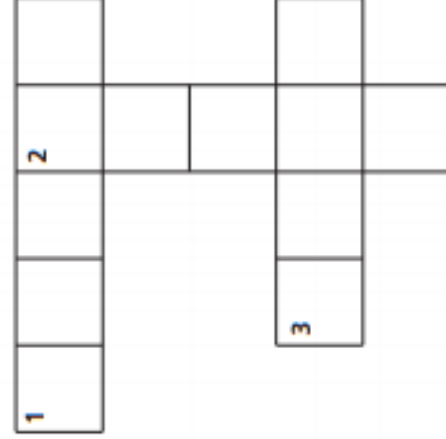
3 Read the clues to fill in the crossword.

Across

- 1 Be the winner.
- 3 An animal that flies.

Down

- 2 Put this on when you dress.



thirty shirt first bird



Name: \_\_\_\_\_

Date: \_\_\_\_\_

Unit 18  
'ue'

a b c d e f g h i j k l m n o p q r s t u v w x y z

1 Put a ring round the word that fits.



flue  
true  
glue



Sue  
blue  
clue



avenue  
barbecue  
rescue

2 Write in the best word.

- a The flag is red, white and \_\_\_\_\_.  
(blue glue flue)
- b \_\_\_\_\_ to rain, the game had to stop.  
(Cue Due Sue)
- c Who will \_\_\_\_\_ the little cat?  
(avenue clue rescue)

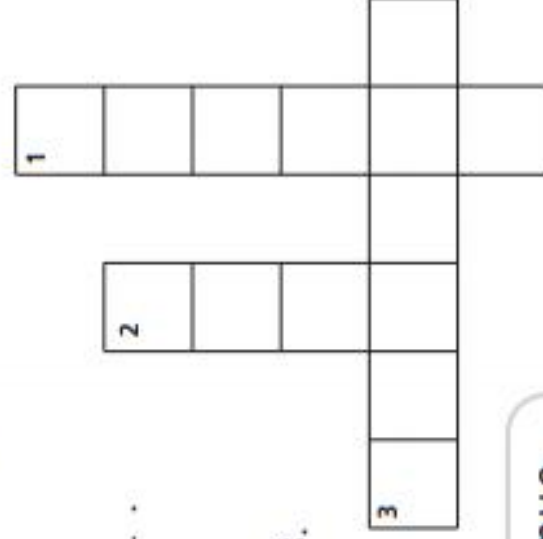
3 Read the clues to fill in the crossword.

Across

- 3 We drove down the \_\_\_\_\_.

Down

- 1 Firemen came to \_\_\_\_\_ us.
- 2 \_\_\_\_\_ the broken pot to  
fix it.



glue clue rescue avenue

