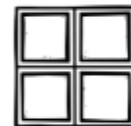
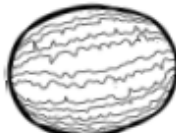


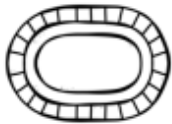











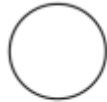

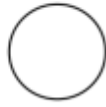















Shapes in Real Life

Game 1


Directions: Put your playing piece anywhere on the path. Move around the board using a die. When you land on an object, identify the shape. Find a matching shape in the Bingo board. Cover or dot the space. When you have 5 in a row, the game is over.



 circle	 triangle	 rectangle	 square	 triangle
 heart	 rectangle	 square	 oval	 circle
 oval	 circle	 heart	 triangle	 rectangular prism
 square	 heart	 circle	 rectangle	 oval
 rectangle	 oval	 triangle	 heart	 square

© The Measured Mom®









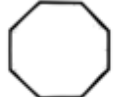





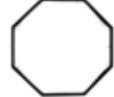

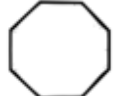






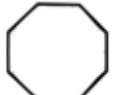

www.themeasuredmom.com



Shapes in Real Life

Game 2

Directions: Put your playing piece anywhere on the path. Move around the board using a die. When you land on an object, identify the shape. Find a matching shape in the Bingo board. Cover or dot the space. When you have 5 in a row, the game is over.

 rhombus	 trapezoid	 crescent	 pentagon	 semicircle
 star	 semicircle	 rhombus	 octagon	 hexagon
 pentagon	 hexagon	 trapezoid	 star	 octagon
 crescent	 octagon	 pentagon	 rhombus	 crescent
 trapezoid	 star	 rhombus	 octagon	 semicircle

© 2015 The Measured Mom®


























www.themeasuredmom.com



3D Shapes in Real Life

Directions: Put your playing piece anywhere on the path. Move around the board using a die. When you land on an object, identify the shape. Find a matching 3D shape in the Bingo board. Cover or dot the space. When you have 5 in a row, the game is over.



 cylinder	 rectangular prism	 cone	 triangular prism	 cube
 pyramid	 cube	 sphere	 cylinder	 cone
 triangular prism	 cylinder	 sphere	 cube	 rectangular prism
 sphere	 pyramid	 rectangular prism	 sphere	 cylinder
 cube	 cone	 triangular prism	 rectangular prism	 pyramid

© 2015 The Measured Mom®

www.themeasuredmom.com