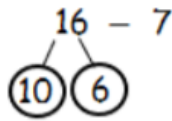
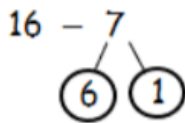
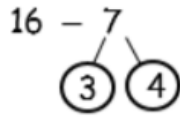
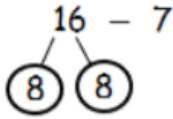


Rosie is calculating $16 - 7$



Which of these methods is most helpful?
Why?



Could you find a way to partition 16 to help you subtract 7?

Teddy works out $15 - 6$
This is Teddy's working out:



$$15 - 5 = 10 - 1 = 9$$

Why is Teddy's working out wrong?

Use $<$, $>$ or $=$ to make the statements correct.



I can do this without working out any answers.

$17 - 5$



$12 - 5$

$14 - 4$



$18 - 8$

$11 - 7$



$11 - 4$

Is Whitney correct? Explain how you know.