






SPaG: Past and Present Tenses

<p>Aim: To use past and present tenses correctly and consistently.</p> <p>To use past and present tenses correctly in my writing.</p>	<p>Success Criteria: I can identify sentences that are written in the past tense.</p> <p>I can change verbs to past tense verbs.</p> <p>I can identify sentences that are written in the present tense.</p> <p>I can change verbs to present tense verbs.</p> <p>I can use tenses correctly and consistently in my writing.</p>	<p>Resources: Lesson Pack</p> <p>Whiteboards and Pens</p>
	<p>Key/New Words: Past tense, present tense, suffix.</p>	<p>Preparation: Past or Present Sentence Sorting Cards - per pair</p> <p>Past or Present Sort Activity Sheet - per pair</p> <p>Differentiated Change the Tense Activity Sheet - per child</p> <p>Differentiated Spot the Mistake Activity Sheet - per pair</p> <p>Rewrite the Sentences Activity Sheet - per pair</p> <p>Mini Test Activity Sheet - per child</p> <p>Application Activity Sheet - as required</p>

Prior Learning: Children need to know the spelling rules for adding -ed and -s. The children will need to understand the term verb and be able to identify verbs in a sentence.

Learning Sequence

	<p>Introductory Activity – Simple Past or Simple Present? Ask pairs to talk to each other about the things they do each morning and to identify the simple present verbs they used to talk about this. Show sentences on the Lesson Presentation of children talking about what they did last weekend. Ask pairs to write down the simple past verbs used in these sentences on their whiteboards. Discuss the simple past and the simple present and ask children to work in pairs to complete the Past or Present Tense Sorting Activity Sheet using the Past or Present Sentences Sorting Cards. Can children identify sentences that are written in the past tense?</p>
	<p>Simple Past and Simple Present Tense Verbs: Explain to the children, using the Lesson Presentation, how verbs determine the tense of a sentence. Explain how some past tense verbs are made by adding the suffix -ed. (Some children may need a reminder of the rules for adding the suffix -ed). Continue through the Lesson Presentation, explaining that some past tense verbs are irregular and need to be learnt. Then move on to present tense verbs explaining how some can be formed by adding -s (again some children may need a reminder of the spelling rules). Children to complete the differentiated Change the Tense Activity Sheet individually. Can the children change the verbs into past or present tenses?</p>
	<p>Review Activity - Spot the Mistake: Working through the Lesson Presentation, emphasise to the children why tenses are important. Read the short story start to the children. Can they spot the mistakes? What words would they use instead? Children to complete the Spot the Mistake Activity Sheet in pairs.</p>
	<p>Consolidation Activity - Rewrite the Sentences: Use the Lesson Presentation to explain the task. Children rewrite the sentences in a different tense using the Rewrite the Sentences Activity Sheet.</p>
	<p>Assessment - Past and Present Tenses: The children complete the Mini Test in order to test their understanding. The children complete the Application Activity as required.</p>