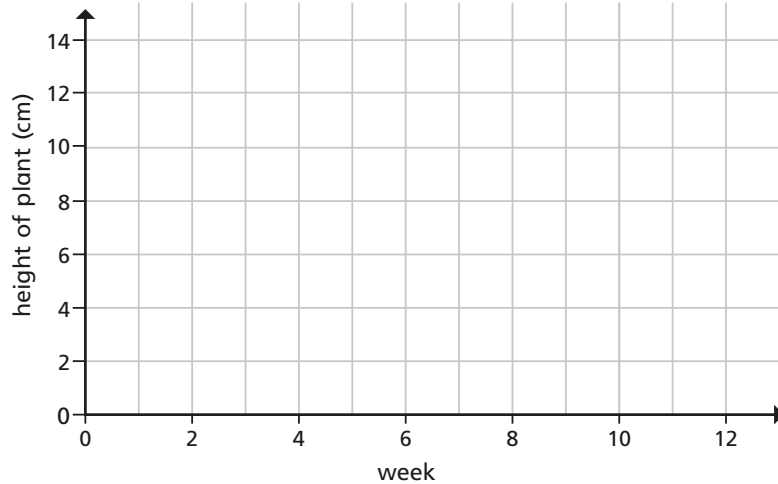


1 The table shows the height of a plant recorded over a number of weeks.

Week	2	4	6	8	10	12
Height of plant (cm)	2	3	4	7	12	14

a) Complete the line graph to show the height of the plant over time.



b) Do you agree with Whitney?
Explain your answer.



In week 7, the plant was approximately 5 cm tall.

2 The table shows the amount of water in 2 tanks during a day.

Time	Water in tank 1 (litres)	Water in tank 2 (litres)
6:00 pm	3,000	2,500
9:00 pm	3,500	3,100
midnight	4,250	4,000
3:00 am	5,500	5,100

Time	Water in tank 1 (litres)	Water in tank 2 (litres)
6:00 am	6,000	5,800
9:00 am	2,000	3,100
noon	2,250	2,500
3:00 pm	2,750	2,900

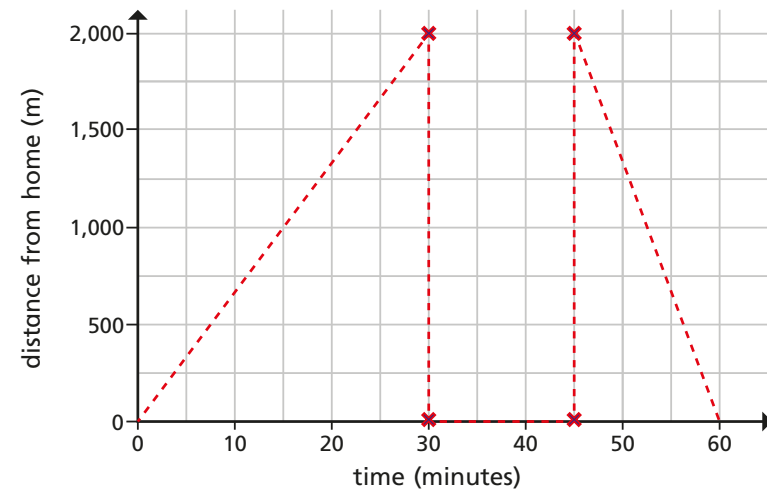
Draw a line graph to represent the information.

3 Amir goes for a walk.

He walks for half an hour before stopping to rest for 15 minutes.

Then he jogs 2 km back to his house.

He draws a line graph showing his journey.



a) Explain one mistake that Amir has made.

b) Draw the correct line graph to represent Amir's journey.

Discuss your line graph with a partner.

How are they the same? How are they different?

Time	Water in tank 1 (litres)	Water in tank 2 (litres)
6:00 am	6,000	5,800
9:00 am	2,000	3,100
noon	2,250	2,500
3:00 pm	2,750	2,900

Draw a line graph to represent the information.

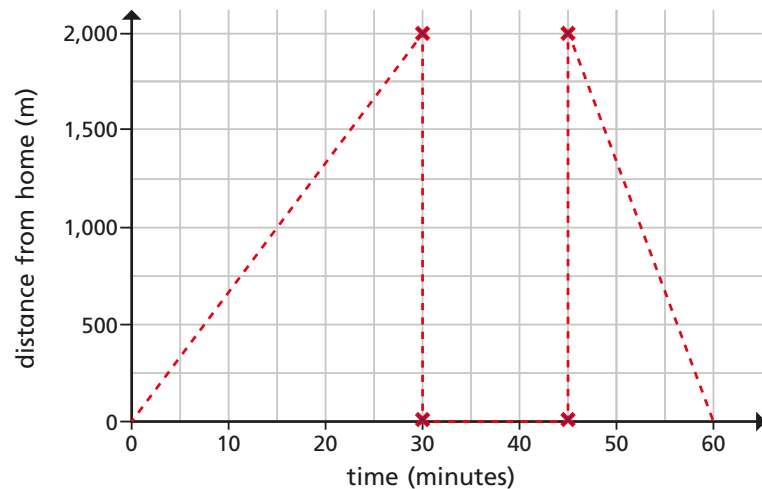
3

Amir goes for a walk.

He walks for half an hour before stopping to rest for 15 minutes.

Then he jogs 2 km back to his house.

He draws a line graph showing his journey.



a) Explain one mistake that Amir has made.

b) Draw the correct line graph to represent Amir's journey.

Discuss your line graph with a partner.

How are they the same? How are they different?

4

The height of a hot air balloon is recorded over 60 minutes.

- The hot air balloon starts from the ground at 0 minutes and rises at a steady rate.
- After 15 minutes the hot air balloon is 500 m above the ground.
- It stays at this height for 10 minutes.
- The hot air balloon then gradually rises to 750 m over the next 15 minutes.
- It stays at this height for 10 minutes.
- For the remainder of the time, the hot air balloon gradually returns to the ground.

Draw the graph of the hot air balloon's journey.

