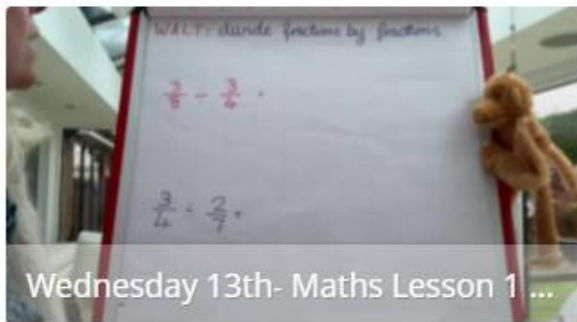


WALT: divide fractions by fractions and Integers.

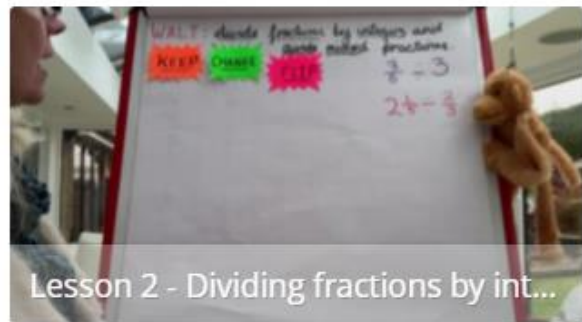
1. Click on the following link and watch a lesson on how to multiply fractions by fractions.
2. Before you start your work, write in bold colours the three words **KEEP**, **CHANGE**, **FLIP** in your maths book to help you.

<https://buriton-primary-school.primarysite.media/>

Year 6 2021



Wednesday 13th- Maths Lesson 1 ...




Lesson 2 - Dividing fractions by int...

3. Now click on the following link to listen to a song on dividing fractions; this will help you remember the three steps of **KEEP**, **CHANGE** and **FLIP**.

Can you think of a dance routine to go with the lyrics?

<https://www.youtube.com/watch?v=nMZJKGyu-Kk>



After that, choose from the many maths activities on ourclass page.