

WALT: plot and join coordinates in the first quadrant. **The Pirate Pearl**

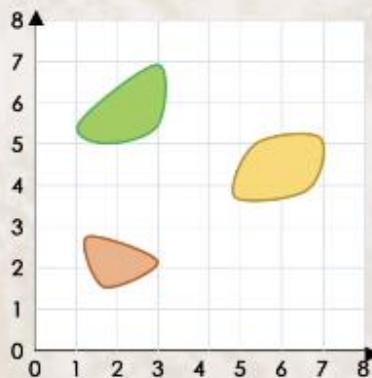
Click on the following link and complete the problems in the video using the worksheet below.

<https://classroomsecrets.co.uk/free-the-first-quadrant-year-6-position-and-direction-learning-video-clip/>

Plot the given coordinates on her map.

1).

A = (2, 1)
B = (4, 2)
C = (3, 4)
D = (4, 6)
E = (5, 7)
F = (7, 6)

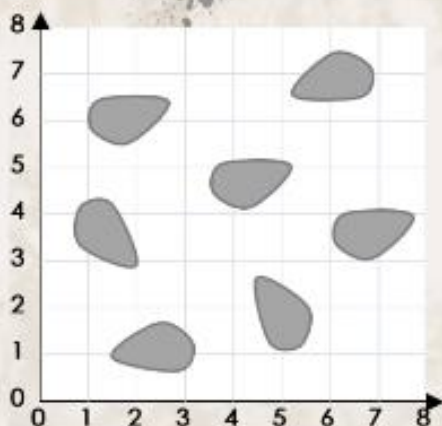


Join the coordinate points together to show the route she takes.

2). Write the coordinates for each point.

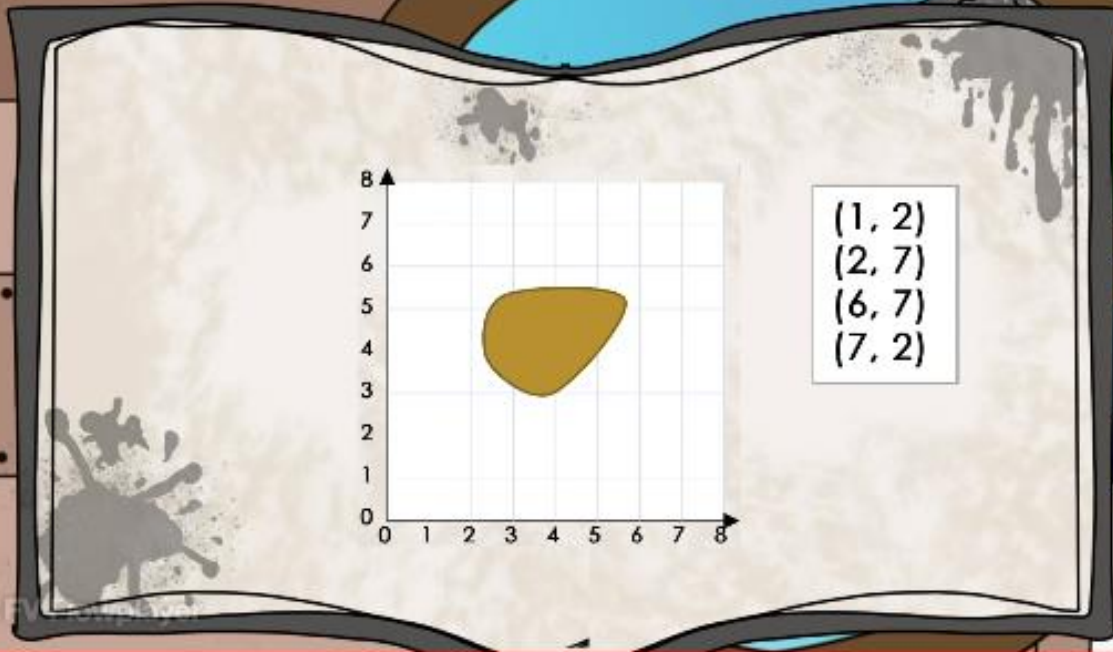
3).

Write and plot six more coordinates which take Pearl safely through the rocks.



4).

Plot and join the points to determine the shape made by her route.



(1, 2)
(2, 7)
(6, 7)
(7, 2)



5).

Plot and write the coordinates for a different shaped route around the island.