

## Amazing Art

### The Dot


This week's art session is based on the story "The Dot" by Peter H Reynolds.



Please listen to the story by clicking on the link below:


<https://youtu.be/Clpw7PG7m1Q>

We are asking all the children in our school to use either the plain dot sheet or the dot sheet in a frame to create their own "dot" picture (scroll down and print the one you would like to work on). You can use any art resources, pencils, paint, felt tips, collage materials to create your very own picture based around the black dot.



Here are some examples of children who just used black felt tip but you can use whatever art materials you like.


We will be asking you to show your dot pictures in your Friday afternoon zoom meeting and would also love it if you could share it on the blog. We can then create a whole school remote learning gallery!



the  
dot

activity sheet

Here's a swirly frame for your creation!



Cut out the frame, add your art,  
and hang it up to share.