




TRANS FORMERS



Optimus Prime




... From a robot into a truck and from a truck into a robot ...

BUT IT'S STILL THE SAME GUY!!!



Bumblebee

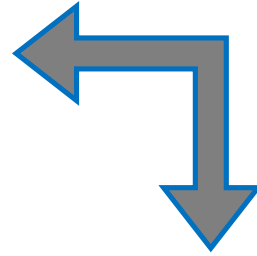


... From a robot into a car and from a car into a robot ...

BUT IT'S STILL THE SAME GUY!!!



Ironhide



... From a robot into a pickup and from a pickup into a robot ...


BUT IT'S STILL THE SAME GUY!!!

$\frac{3}{8}$



0.375

37.5%



... From a fraction into a decimal and from a decimal into a percentage ...

BUT IT'S STILL THE SAME GUY!!!

~~amount of pizza~~

MAN CITY

7-3

ARSENAL

Match Stats

Ingredients Edit and Save

Original recipe makes 1 pie

- 12 ounces semisweet chocolate chips
- 1 1/2 cups heavy whipping cream
- 1/4 cup sifted confectioners' sugar

fractions

Code	Description
94733	Stainless Self Tapping Countersunk Pozi 1/2" x 6
70685	Stainless Self Tapping Countersunk Pozi 3/4" x 6
31732	Stainless Self Tapping Countersunk Pozi 1" x 6
49422	Stainless Self Tapping Countersunk Pozi 3/4" x 8
73874	Stainless Self Tapping Countersunk Pozi 1" x 8
34724	Stainless Self Tapping Countersunk Pozi 1 1/4" x 8
88891	Stainless Self Tapping Countersunk Pozi 1 1/2" x 8
18348	Stainless Self Tapping Countersunk Pozi 1 1/4" x 10

Statistic	Man City	Arsenal
Shots	17	14
On Target	9	9
Off Target	8	5
Clear Cut Chances	7	2
Possession	53%	47%
Corners	6	10
Fouls	16	17
Passes Completed	77%	74%
Tackles Won	75%	82%
Headers Won	76%	54%
Yellow Cards	2	3
Red Cards	0	0
Average Rating	7.88	6.12

percentages

decimals

Look different, but do the same thing: represent an amount

Whoa!
Stop right there!
If they do the same thing,
why do we need them all?
Surely just **one of them** would do...





How many shoes do you have?

They do the same thing (protect your feet).
Surely only one pair would do...?

Only one pair?
Don't make me
angry...





Sometimes
you can use any of these –
whichever you like the best.
Sometimes
one of them is not appropriate,
while another one is spot on!

$\frac{2}{5}$

0.4

40%

I like the blond one
at the top right...
Cute...



... And that is why we need to know
how to transform from
one shape to another...



Fractions into decimals

$$\frac{3}{4}$$

 This line has the same meaning as the sign \div

So:

$$\frac{3}{4} = 3 \div 4 = 4 \overline{) 3.00} = 0.75$$

30
20

To change a fraction into a decimal,
we simply divide its **numerator (top)**
by its **denominator (bottom)**

Well, that was easy... When I need to change, I have to take off my right hand, then to bend my elbow behind my back, then to put my left arm through my stomach, my feet behind my neck... you **really** don't want to know where I have to put my head...

Anyway, it's your turn...
Change the fractions below into decimals.
If it seems too difficult, take off your right hand, bend your elbow behind your back, put your left arm through your stomach, cross your feet behind your neck.....



$$\frac{3}{4}$$

$$\frac{4}{5}$$

$$\frac{9}{10}$$

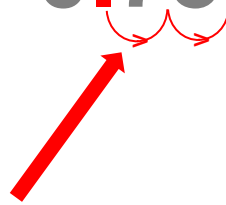
$$\frac{5}{8}$$

$$\frac{2}{3}$$

$$\frac{6}{7}$$

Decimals into percentages

$$0.75 \times 100\% = 0.75 = 75.0\% = 75\%$$



Remember multiplying with 100?
Two zeros in 100 means two “jumps to the right”...

**To change a decimal into a percentage,
we simply multiply it by 100%.**

Don't even ask about me, alright?

Grab your pen and change these decimals into percentages:



0.82

0.33

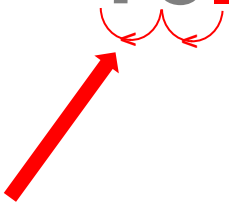
0.105

0.02

0.001

0.7

Percentages into decimals

$$75\% \div 100\% = 75. = 0.75$$


Remember dividing with 100?
Two zeros in 100 means two “jumps to the left”...

**To change a percentage into a decimal,
we simply divide it by 100%.**

Well, that was another easy one, as long as we know how to divide by 100...

To make sure, do the ones below now

92%

27%

11%

6%

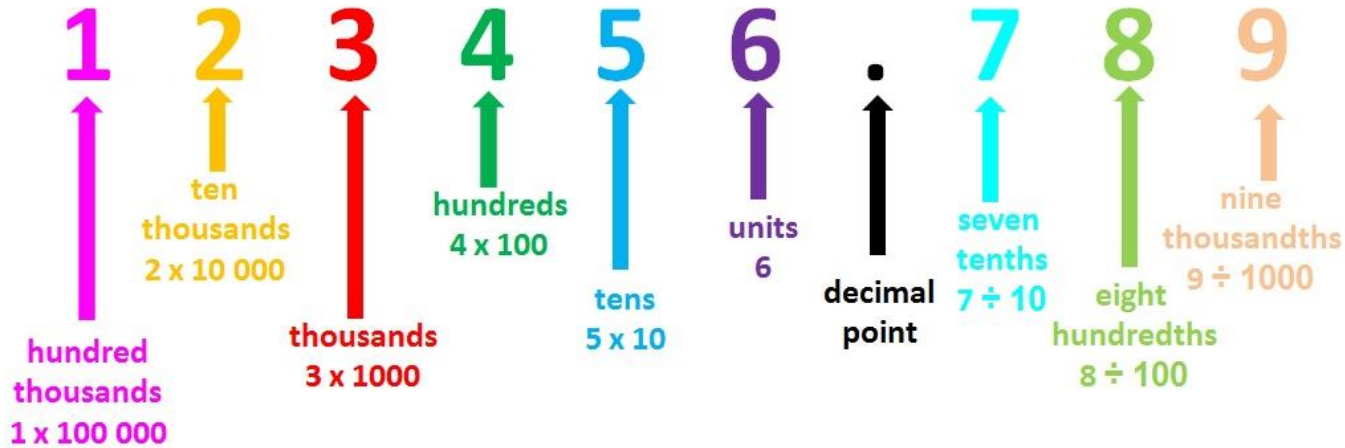
2.5%

0.7%



Decimals into fractions

Some time ago we talked about place value. Remember this?



Look at the digits behind decimal point, e.g. $7 \div 10$ (seven tenths)

We've already said that the sign \div and the line in a fraction mean the same thing.

So, in, for example, 0.8, all we have is:

$$8 \div 10 = \frac{8}{10}$$

Don't forget to simplify if you can: $\frac{8}{10} \div 2 \div 2 = \frac{4}{5}$

Hah, that's another easy one!

All we need to do is to divide by 10
and Bob's your uncle!

So 0.12 will be $12 \div 10$,
0.005 will be $5 \div 10$...

Right?



WRONG!!!

Rush you not, young Padwan!
Rushing leads to mistakes,
mistakes to anger,
anger to hate...
And hate leads to the Dark Side.
Your mind is your force!
Use the Force!

Oi! Yoda!
Stop messing with us and
go back to your own films!



hundredths
tenths thousands

0.123

Denominator on
place value depends!



Optimus!
Ratchet!
Someone!
Get rid of him
NOW!

The number of zeros in denominator (bottom) will be the same as the number of digits after decimal point.

For example:

0.123 → 3 digits, so denominator will be 1000 (3 zeros)

0.74 → 2 digits, so denominator will be 100 (2 zeros)

0.5542 → 4 digits, so denominator will be 10 000 (4 zeros)

Those digits after decimal point will be your numerator (top):

$$0.123 = \frac{123}{1000} \quad 0.74 = \frac{74}{100} \quad 0.5542 = \frac{5542}{10\,000}$$

Do not forget to simplify the fraction!

Correct your Jedi Master is!

1. Digits after point as numerator write,
2. Digits count so number of zeros you know
3. Denominator write
4. The fraction simplify

That is The Path of The Light Side




That's it!
I'm gonna squish him!


So?

Stop it!
These green guys stick
together, you know!

Squish this one and
next thing you know
there's Hulk smashing
your carburettor!

A close-up of a red robotic arm with black joints and a grey base, positioned on the left side of the image.

Finally!
I thought he'd never leave!
I think we're done here...

A close-up of a yellow and grey robot with a blue visor and a yellow base, positioned on the right side of the image.

No, we're not!
Two more things left!

Fractions into percentages

Percentages into fractions

This is done simply by going through decimals:

Fraction → decimal → percentage

Percentage → decimal → fraction

Examples:

Fractions into percentages

$$\frac{3}{5} = 3 \div 5 = 5 \overline{)3} = 0.6$$
$$0.6 \times 100\% = 0.60 = 60\%$$

Percentages into fractions

$$45\% \div 100\% = 45. = 0.45$$
$$0.45 = \frac{45}{100} = \frac{45 \div 5}{100 \div 5} = \frac{9}{20}$$



Well, that's it then.
Not so bad, was it?

We've got to go now,
have some Decepticons
to smash before tea...

There are a few more
exercises for you,
to keep you fit...

Change the following fractions into percentages:

$$\frac{1}{5}$$

$$\frac{9}{16}$$

$$\frac{7}{8}$$

Change the following percentages into fractions:

40%

12%

8%

Use the Forceeee...

