

CODE SQUARES




















STUDENT ACTIVITY



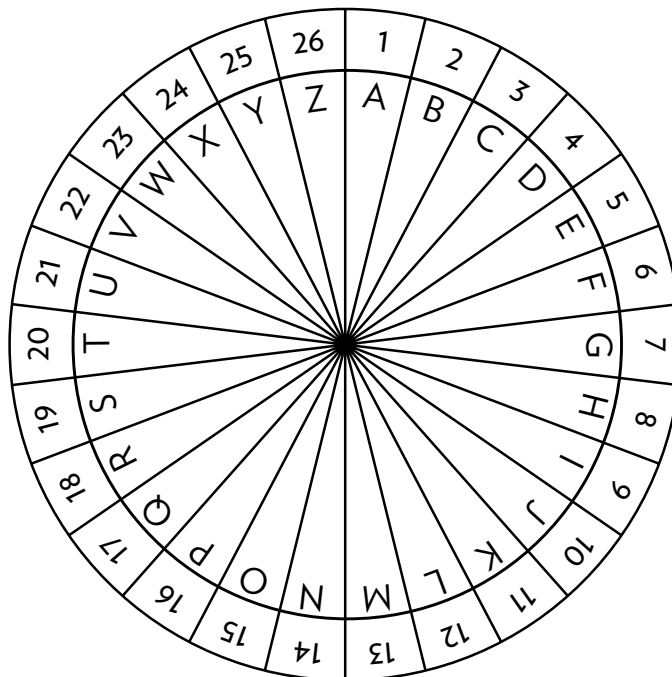
To break the Enigma code the codebreakers had to use lots of small bits of information to find the full code and decipher the message.

Can you decipher this message?
You will need to work out the value of each picture, do some adding and use the code wheel below.

MESSAGE

CODE WHEEL












Step 1: Work out the value of each picture

			
			9
			8
8			

			
			7
			17
8	16		

			
			13
			
14	17		

Picture	Value
	
	
	
	
	
	
	
	
	

Step 2: Add up the values of the pictures in each column of the message.

Write the numbers in the white boxes.

Step 3: Look up each number on the code wheel to find the message.